



Location: ACL1 - City Hall

Report on 24-hour TSP monitoring
Action Level ($\mu\text{g}/\text{m}^3$) - 163
Limit Level ($\mu\text{g}/\text{m}^3$) - 260

Date	Sampling Time	Weather Condition	Filter paper no.	Filter Weight, g		Elapse Time, hr		Sampling Time, hr	Flow Rate, m^3/min			Total Volume, m^3	TSP Level, $\mu\text{g}/\text{m}^3$
				Initial	Final	Initial	Final		Initial, Q_{si}	Final, Q_{sf}	Average		
03-Jan-14	08:00	Fine	005978	2.6291	2.8566	1936.10	1960.10	24.00	1.29	1.28	1.29	1851	123
09-Jan-14	08:00	Cloudy	005995	2.6349	2.8305	1963.09	1987.09	24.00	1.29	1.30	1.30	1866	105
15-Jan-14	08:00	Fine	006001	2.6211	2.7568	1990.09	2014.09	24.00	1.30	1.30	1.30	1870	73
20-Jan-14	08:00	Fine	007426	2.6665	2.9209	2017.09	2041.09	24.00	1.34	1.34	1.34	1925	132
24-Jan-14	08:00	Fine	006372	2.6112	2.7260	2044.09	2068.09	24.00	1.33	1.33	1.33	1921	60
29-Jan-14	08:00	Fine	006335	2.6276	2.7303	2071.09	2095.09	24.00	1.25	1.25	1.25	1799	57

Report on 1-hour TSP monitoring
Action Level ($\mu\text{g}/\text{m}^3$) - 460
Limit Level ($\mu\text{g}/\text{m}^3$) - 500

Date	Sampling Time	Weather Condition	Filter paper no.	Filter Weight, g		Elapse Time, hr		Sampling Time, hr	Flow Rate, m^3/min			Total Volume, m^3	TSP Level, $\mu\text{g}/\text{m}^3$
				Initial	Final	Initial	Final		Initial, Q_{si}	Final, Q_{sf}	Average		
04-Jan-14	08:34	Fine	006013	2.6311	2.6469	1960.10	1961.10	1.00	1.29	1.28	1.29	77	205
04-Jan-14	09:42	Fine	006012	2.6367	2.6539	1961.10	1962.10	1.00	1.29	1.28	1.29	77	223
04-Jan-14	10:50	Fine	005813	2.7783	2.7916	1962.10	1963.10	1.00	1.29	1.28	1.29	77	172
10-Jan-14	08:05	Cloudy	006006	2.6154	2.6305	1987.09	1988.09	1.00	1.30	1.30	1.30	78	194
10-Jan-14	09:12	Cloudy	006005	2.6136	2.6272	1988.09	1989.09	1.00	1.30	1.30	1.30	78	175
10-Jan-14	10:18	Cloudy	006004	2.6444	2.6592	1989.09	1990.09	1.00	1.30	1.30	1.30	78	190
16-Jan-14	10:55	Fine	006330	2.6268	2.6340	2014.09	2015.09	1.00	1.30	1.30	1.30	78	92
16-Jan-14	13:00	Fine	006322	2.6212	2.6293	2015.09	2016.09	1.00	1.30	1.30	1.30	78	104
16-Jan-14	14:13	Fine	007801	2.6062	2.6131	2016.09	2017.09	1.00	1.30	1.30	1.30	78	89
21-Jan-14	08:07	Fine	006377	2.6019	2.6159	2041.09	2042.09	1.00	1.34	1.34	1.34	80	174
21-Jan-14	09:13	Fine	006376	2.5874	2.6008	2042.09	2043.09	1.00	1.34	1.34	1.34	80	167
21-Jan-14	10:20	Fine	006375	2.5983	2.6103	2043.09	2044.09	1.00	1.34	1.34	1.34	80	150
25-Jan-14	08:07	Cloudy	006331	2.6150	2.6215	2068.09	2069.09	1.00	1.33	1.33	1.33	80	81
25-Jan-14	09:13	Cloudy	006332	2.5911	2.5981	2069.09	2070.09	1.00	1.33	1.33	1.33	80	88
25-Jan-14	10:20	Cloudy	006334	2.6023	2.6069	2070.09	2071.09	1.00	1.33	1.33	1.33	80	58
30-Jan-14	08:05	Fine	007903	2.8434	2.8495	2095.09	2096.09	1.00	1.29	1.29	1.29	77	79
30-Jan-14	09:11	Fine	007904	2.8355	2.8418	2096.09	2097.09	1.00	1.29	1.29	1.29	77	81
30-Jan-14	10:16	Fine	007905	2.8441	2.8514	2097.09	2098.09	1.00	1.29	1.29	1.29	77	94



Location: ACL2a - Contractor HK/2012/08 Site office

Report on 24-hour TSP monitoring
Action Level ($\mu\text{g}/\text{m}^3$) - 187.3
Limit Level ($\mu\text{g}/\text{m}^3$) - 260

Date	Sampling Time	Weather Condition	Filter paper no.	Filter Weight, g		Elapse Time, hr		Sampling Time, hr	Flow Rate, m^3/min			Total Volume, m^3	TSP Level, $\mu\text{g}/\text{m}^3$
				Initial	Final	Initial	Final		Initial, Q_{si}	Final, Q_{sf}	Average		
03-Jan-14	08:00	Fine	006017	2.6279	2.8749	1210.75	1234.75	24.00	1.14	1.13	1.14	1635	151
09-Jan-14	08:00	Cloudy	007420	2.6692	2.8820	1237.74	1261.74	24.00	1.15	1.15	1.15	1658	128
15-Jan-14	08:00	Fine	007603	2.6516	2.8260	1264.75	1288.75	24.00	1.16	1.15	1.16	1665	105
21-Jan-14	13:00	Fine	007739	2.6355	2.8106	1298.33	1322.33	24.00	1.15	1.15	1.15	1661	105
25-Jan-14	13:00	Cloudy	007823	2.8364	2.9728	1325.33	1349.33	24.00	1.08	1.08	1.08	1560	87
29-Jan-14	08:00	Fine	007821	2.8541	2.9900	1349.33	1373.33	24.00	1.14	1.14	1.14	1646	83

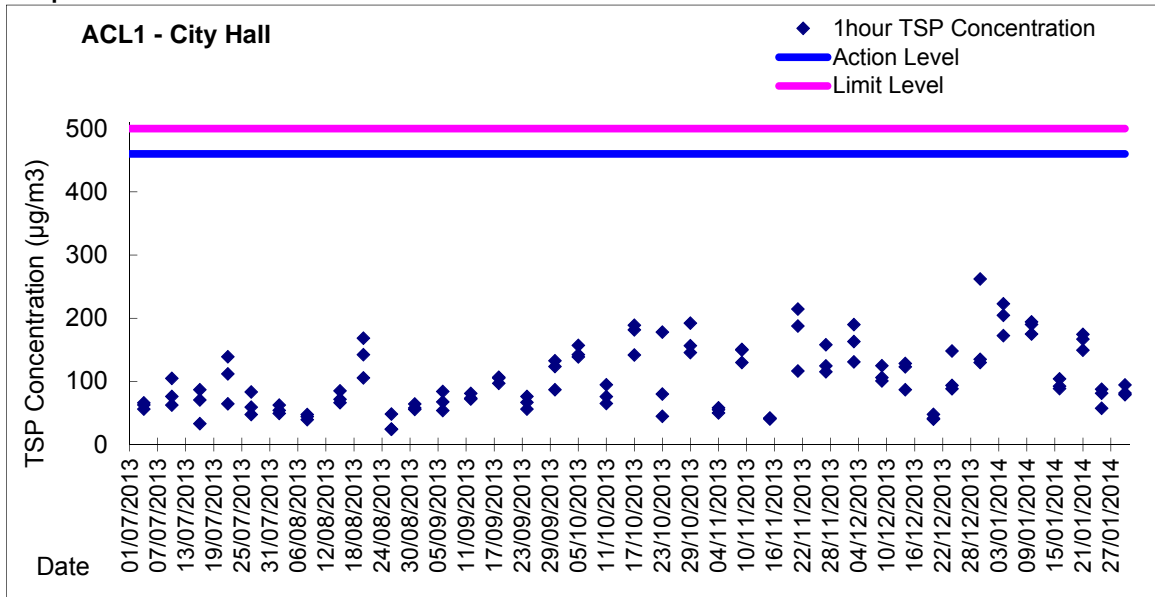
* Due to lack of electricity supply, the 24hr TSP was rescheduled from 20 Jan 2014 to 21 Jan 2014 and from 24 Jan 2014 to 25 Jan 2014.

Report on 1-hour TSP monitoring
Action Level ($\mu\text{g}/\text{m}^3$) - 300.1
Limit Level ($\mu\text{g}/\text{m}^3$) - 500

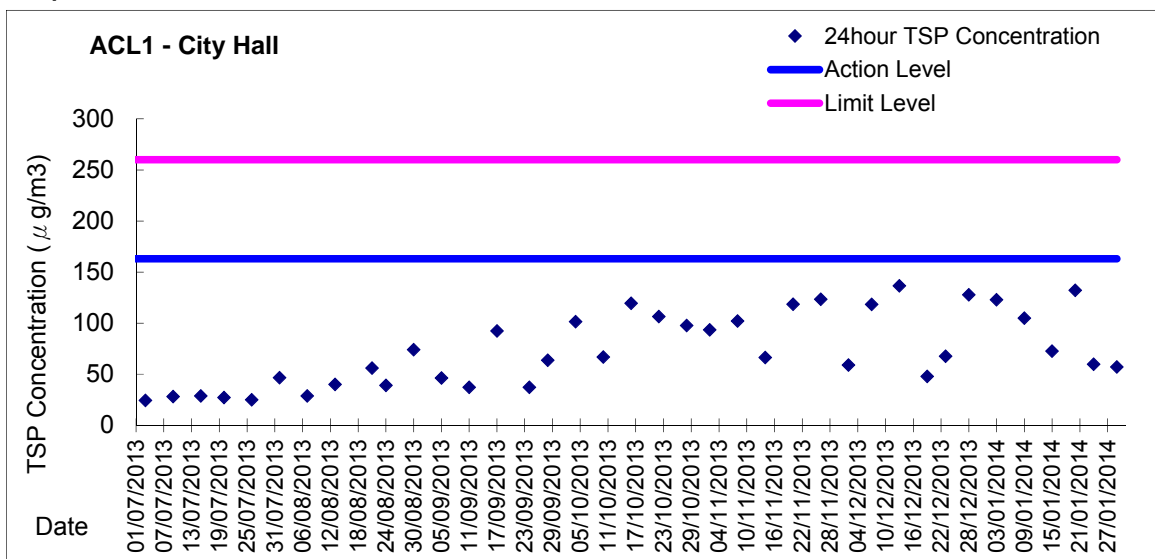
Date	Sampling Time	Weather Condition	Filter paper no.	Filter Weight, g		Elapse Time, hr		Sampling Time, hr	Flow Rate, m^3/min			Total Volume, m^3	TSP Level, $\mu\text{g}/\text{m}^3$
				Initial	Final	Initial	Final		Initial, Q_{si}	Final, Q_{sf}	Average		
04-Jan-14	08:30	Fine	007517	2.6327	2.6442	1234.75	1235.75	1.00	1.14	1.13	1.14	68	169
04-Jan-14	09:35	Fine	007514	2.6306	2.6423	1235.75	1236.75	1.00	1.14	1.13	1.14	68	171
04-Jan-14	10:40	Fine	006310	2.6026	2.6148	1236.75	1237.75	1.00	1.14	1.13	1.14	68	179
10-Jan-14	08:30	Cloudy	007506	2.6273	2.6310	1261.74	1262.74	1.00	1.15	1.15	1.15	69	54
10-Jan-14	09:40	Cloudy	007503	2.6426	2.6524	1262.74	1263.74	1.00	1.15	1.15	1.15	69	142
10-Jan-14	10:45	Cloudy	007500	2.6222	2.6313	1263.74	1264.74	1.00	1.15	1.15	1.15	69	132
16-Jan-14	08:35	Fine	006329	2.5960	2.6073	1288.75	1289.75	1.00	1.15	1.15	1.15	69	163
16-Jan-14	09:45	Fine	007423	2.6687	2.6808	1289.75	1290.75	1.00	1.15	1.15	1.15	69	175
16-Jan-14	10:54	Fine	007421	2.6567	2.6724	1290.75	1291.75	1.00	1.15	1.15	1.15	69	227
21-Jan-14	08:30	Fine	007496	2.6518	2.6637	1323.33	1324.33	1.00	1.15	1.15	1.15	69	172
21-Jan-14	09:36	Fine	007429	2.6831	2.6911	1324.33	1325.33	1.00	1.15	1.15	1.15	69	116
21-Jan-14	10:43	Fine	006342	2.6831	2.6942	1325.33	1326.33	1.00	1.15	1.15	1.15	69	160
25-Jan-14	08:53	Cloudy	007716	2.6381	2.6497	1322.33	1323.33	1.00	1.08	1.09	1.09	65	178
25-Jan-14	09:55	Cloudy	007687	2.6355	2.6473	1323.33	1324.33	1.00	1.08	1.09	1.09	65	181
25-Jan-14	10:58	Cloudy	007717	2.6497	2.6616	1324.33	1325.33	1.00	1.08	1.09	1.09	65	183
30-Jan-14	08:50	Fine	007741	2.6402	2.6450	1373.33	1374.33	1.00	1.14	1.14	1.14	68	70
30-Jan-14	09:52	Fine	007705	2.6370	2.6485	1374.33	1375.33	1.00	1.14	1.14	1.14	68	168
30-Jan-14	10:55	Fine	007706	2.6161	2.6275	1375.33	1376.33	1.00	1.14	1.14	1.14	68	166



Graphic Presentation of 1 hour TSP Result

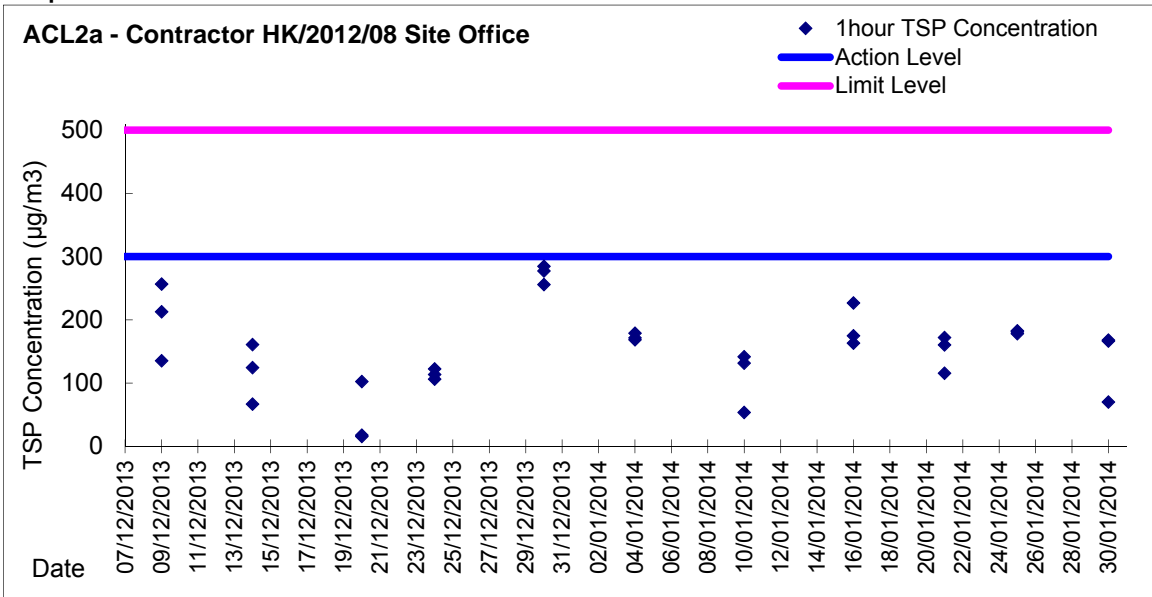


Graphic Presentation of 24 hour TSP Result





Graphic Presentation of 1 hour TSP Result



Graphic Presentation of 24 hour TSP Result

